

# Have your child click on the Canvas Icon (available Monday 8/24)

If your child's Chromebook does not login to the desktop pictured below, open Chrome

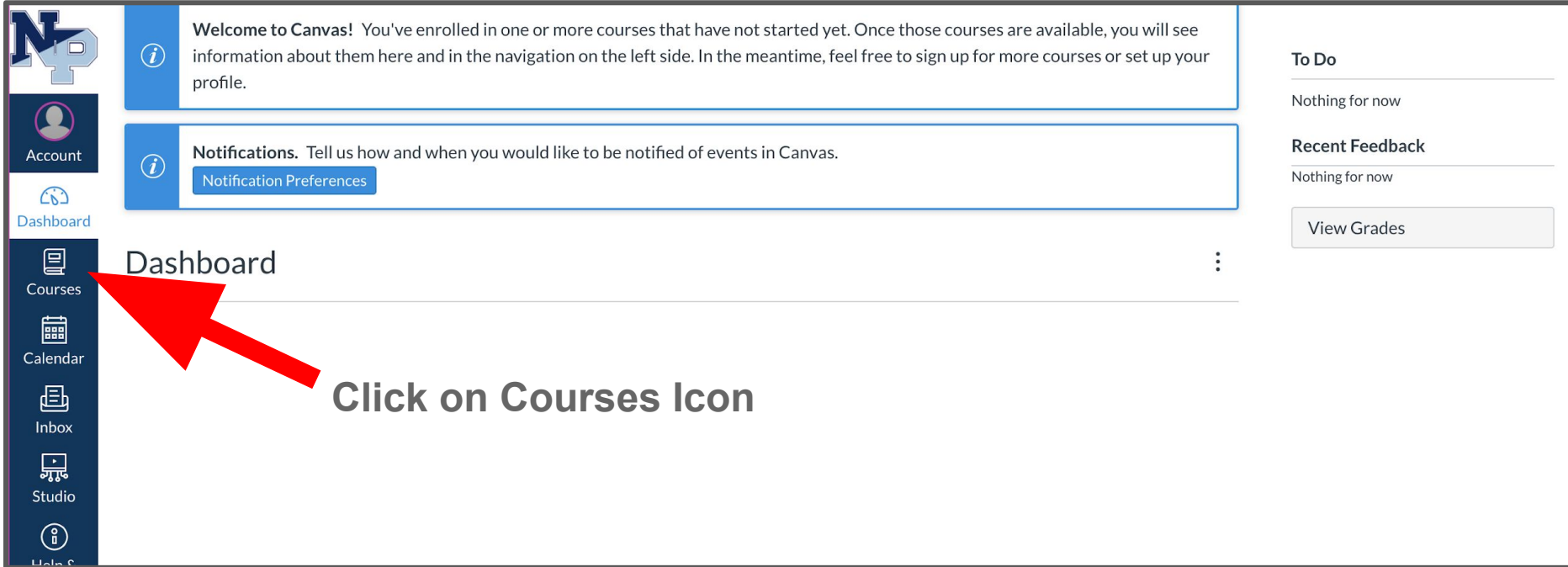


Then click on the NP Icon in the upper right corner of the Chrome screen and login



The screenshot displays a Chromebook desktop with a blue header bar. The header contains the text "North Penn Desktop" with a plus sign, a search bar, and icons for a pencil, a bell, a question mark, and a user profile. Below the header is a grid of application icons. A red arrow points to the "Canvas" icon, which is a red square with a white circular pattern. The "Canvas" icon is highlighted with a red rectangular box. Other visible icons include Adobe Spark, AWW, FlipGrid, Google Calendar, Google Classroom, Google Drive, Learning A-Z, connectED, Library, North Penn Libraries, NP Desktop Feedback, NP Desktop HELP!, Pear Deck (Student Login), Quizizz, Seesaw, Wixie, G Suite Status Dashboard, NoodleTools, North Penn Library Pages, XtraMath, ELE Special Areas Website, FossWeb SSO, and Freckle (OAuth2). At the bottom of the screen is a dark grey dock with a grid icon and the text "My Apps".

# Student Screen Once Logged into Canvas on 8/24



The screenshot shows the Canvas student dashboard. On the left is a dark blue navigation sidebar with icons for Account, Dashboard, Courses, Calendar, Inbox, Studio, and Help. The main content area has a white background with two blue informational boxes. The top box contains a welcome message and a profile link. The second box contains notification settings with a 'Notification Preferences' button. On the right, there are sections for 'To Do' and 'Recent Feedback', both showing 'Nothing for now', and a 'View Grades' button. A large red arrow points from the text 'Click on Courses Icon' to the 'Courses' icon in the sidebar.

**Welcome to Canvas!** You've enrolled in one or more courses that have not started yet. Once those courses are available, you will see information about them here and in the navigation on the left side. In the meantime, feel free to sign up for more courses or set up your profile.

**Notifications.** Tell us how and when you would like to be notified of events in Canvas.  
[Notification Preferences](#)

**Account**

**Dashboard**

**Courses**

**Calendar**

**Inbox**

**Studio**

**Help**

**Dashboard** ⋮

**To Do**  
Nothing for now

**Recent Feedback**  
Nothing for now

[View Grades](#)

**Click on Courses Icon**



Account



Dashboard



Courses



Calendar



Inbox



Studio



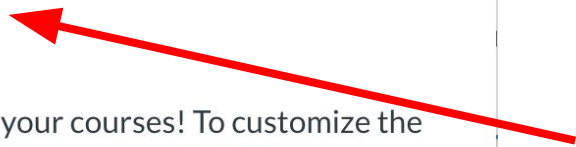
Help &  
Resources

## Courses



[All Courses](#)

Welcome to your courses! To customize the list of courses, click on the "All Courses" link and star the courses to display.

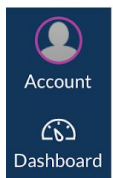


**Click on All Courses**

**ELEMENTARY EXAMPLE:** You will see a list of your child's scheduled courses. They will remain unpublished until the first day of school. Go to the last slide for a sample view of the Dashboard with published courses.







## All Courses



	Course	Nickname	Term	Enrolled as	Published
☆	Art 2nd grade - AR002 - Rosenblum - Period 5		2020/2021 School Year ...	Student	No
☆	Language Arts 2nd Grade - LA002 - Loftus - Period 2		2020/2021 School Year ...	Student	No
☆	Library 2nd grade - LIB002 - Koontz - Period 5		2020/2021 School Year ...	Student	No
☆	Math 2nd grade - MA002 - Loftus - Period 4		2020/2021 School Year ...	Student	No
☆	Mrs. Loftus Home Room		2020/2021 School Year ...	Student	No
☆	Music 2nd grade - MU002 - Robart - Period 5		2020/2021 School Year ...	Student	No
☆	Physical Education 2nd grade - PE002 - Irvin - Period 5		2020/2021 School Year ...	Student	No
☆	Science 2nd Grade - SC002 - Loftus - Period 5		2020/2021 School Year ...	Student	No

**SECONDARY EXAMPLE: You will see a list of your child's scheduled courses. They will remain unpublished until the first day of school. Go to the next slide for a sample view of the Dashboard with published courses.**

	Course	Nickname	Term	Enrolled as	Published
 Account	☆ ACII-Itinerant - 8999 - Doran - Period 8 - MP1-MP4		2020/2021 School Year	Student	No
 Dashboard	☆ Alg Geom 3 - 2734 - Parrish - Period 2 - MP1-MP4		2020/2021 School Year	Student	No
 Courses	☆ Econ In Pract - 5835 - McLarnon - Period 5 - MP1-MP2		2020/2021 School Year	Student	No
 Calendar	☆ English 11 - 0015 - Smith - Period 3		2020/2021 School Year	Student	No
 Inbox	☆ Hlth and Society-11th - 7210 - Panaski - Period 2 - MP1-MP4		2020/2021 School Year	Student	No
 Studio	☆ JROTC -Frt Of Aviation - 3905 - Parmiter - Period 4 - MP1-MP4		2020/2021 School Year	Student	No
 Help & Resources	☆ Life Fitness - 7910 - Young - Period 8 - MP1-MP4		2020/2021 School Year	Student	No
	☆ Mktg Strategies - 5865 - Westerlund - Period 6 - MP3-MP4		2020/2021 School Year	Student	No
	☆ Topics in Chemistry - 3714 - Beach - Period 1 - MP1-MP4		2020/2021 School Year	Student	No
	☆ World History - 1115 - Ruch - Period 7 - MP1-MP4		2020/2021 School Year	Student	No

**Courses will be published on 8/31/20.**

They will then appear in a tile view (right) when your child clicks on the Dashboard icon.

Sample of **Elementary** Tile View After 8/31/20

**NOTE:** Tiles will only be published for courses in which they are scheduled, tiles are not the same for all students K-12.

The image shows a user interface for a dashboard. On the left is a dark blue vertical sidebar with several icons and labels: a person icon for 'Account', a dashboard icon for 'Dashboard', a book icon for 'Courses', a calendar icon for 'Calendar', an envelope icon for 'Inbox', a computer monitor icon for 'Studio', and an information icon for 'Help & Resources'. A red arrow points from the text on the left to the 'Dashboard' icon in the sidebar. Below the sidebar is a white arrow pointing left. The main area of the dashboard is titled 'Dashboard' and contains a grid of nine course tiles. Each tile has a colored header with an icon representing the subject, a title, and a subtitle. The tiles are: 1. 'Elem Homeroom' (red header, book icon), 2. 'Gr3-6 ELA Template' (purple header, 'ABC' text), 3. 'Gr3-6 Math Template' (red header, math symbols), 4. 'Gr3-6 Science Template' (green header, atom icon), 5. 'Gr3-6 Social Studies Template' (blue header, globe icon), 6. 'Gr3-6 Art Template' (teal header, paint palette icon), 7. 'Gr3-6 Library Template' (blue header, books icon), 8. 'Gr3-6 Music Template' (pink header, musical notes icon), and 9. 'Gr3-6 Phys. Ed Template' (orange header, sports equipment icon). Each tile also features a small '3' in a circle in the bottom right corner and a trash can icon at the bottom center.